

TO: Coalition for Medicare Choices
FR: Morning Consult
DT: August 2021
RE: Survey Results: Senior Voters on Medicare Response to Potential Cuts to Medicare

Morning Consult, on behalf of the Coalition for Medicare Choices, conducted an online survey among a national sample of 1,200 senior voters on Medicare, including an oversample of 200 senior voters on Medicare Advantage. The interviews were conducted August 17-21, 2021. Results from the full survey have a margin of error of +/- 3%.

KEY FINDINGS

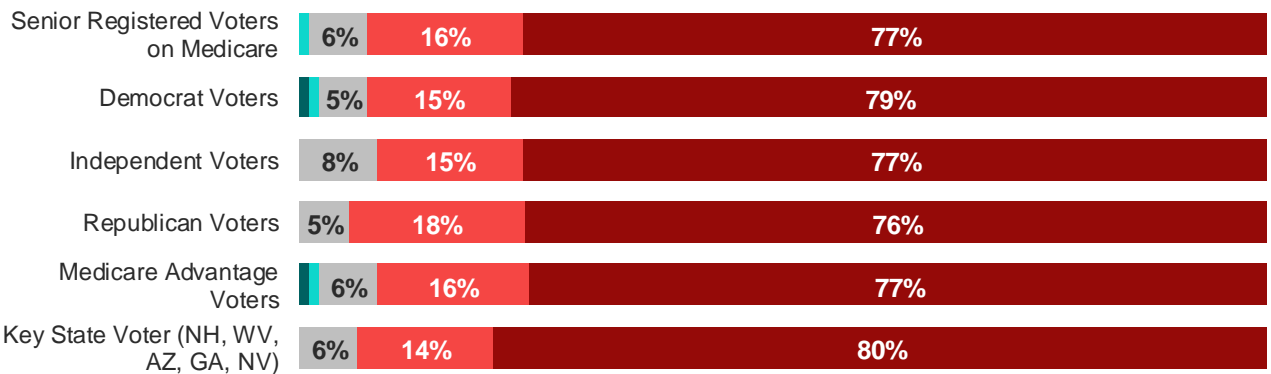
Seniors Will OPPOSE Members of Congress that Cut Medicare

Three quarters of senior voters on Medicare (77%) say they would be *much less likely to support* their Member of Congress if they voted to cut Medicare. This view holds true across a bipartisan majority; roughly three quarters of Democrats (79%) and Republicans (76%) both say they would be *much less likely to support* their Member of Congress if they voted to cut Medicare. Among senior voters on Medicare Advantage, 77% would be *much less likely to support* their Member of Congress if they voted to cut Medicare. A negative impact on support spans key states* with 80% of senior voters in key states saying they would be *much less likely to support* their Member of Congress if they voted to cut Medicare.

Impact on Support

If your Member of Congress voted to cut Medicare, would you be more or less likely to support them in their re-election, or would it have no impact either way?

■ Much more likely ■ Somewhat more likely ■ Neutral ■ Somewhat less likely ■ Much less likely



Seniors Will SUPPORT Members of Congress that Protect Medicare

On the other hand, 90% of senior voters on Medicare say they are *more likely to support* their Member of Congress if they voted to protect Medicare, including 68% who say they are *much more likely to support*. This sentiment spans party lines with a bipartisan majority of Democrat (72%) and Republican (67%) senior voters on Medicare saying they would be *much more likely to support* their Member of Congress if they voted to protect Medicare.

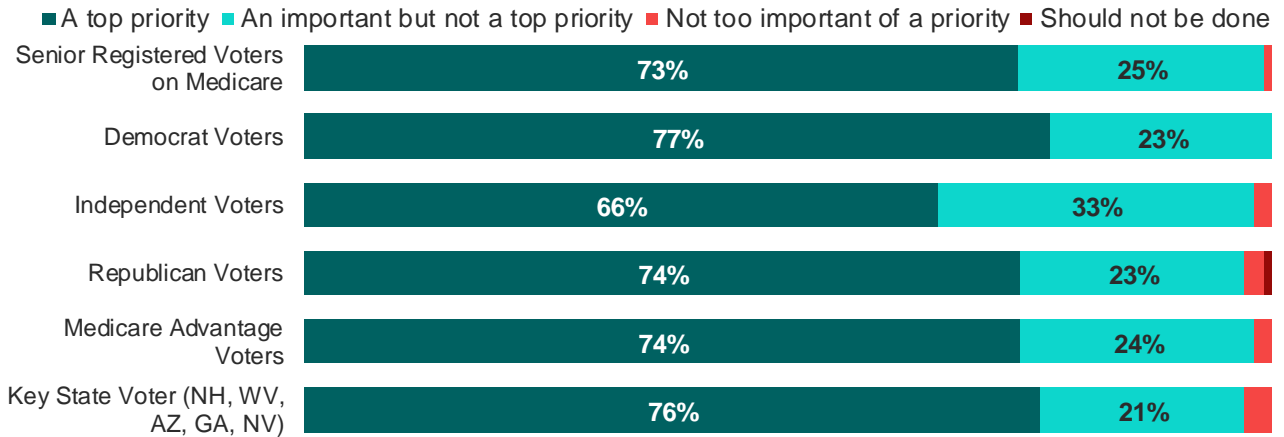
Protecting Medicare Should be a Top Priority for the Administration

Senior voters on Medicare say protecting Medicare benefits should be a *top priority* (73%) for the Biden-Harris Administration, including a bipartisan majority. Three quarters of Democrats (77%) and Republicans (74%) say protecting Medicare benefits should be a *top priority* for the Administration. Just 1% say protecting Medicare benefits should not be an important priority.

*Senior voters on Medicare in key states comprised of voters in AZ, GA, NH, NV, and WV

Priority of Protecting Medicare

How much of a priority, if at all, should protecting Medicare benefits be for the Biden-Harris Administration?

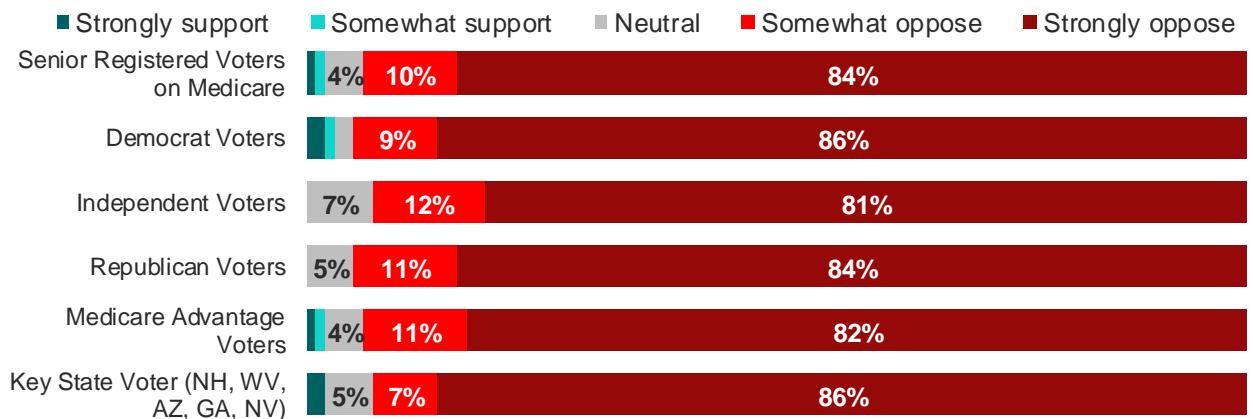


Seniors OPPOSE Medicare Cuts

A large share of senior voters on Medicare *oppose* making cuts to Medicare (94%), including 84% who say they *strongly oppose*. There is a strong bipartisan majority of senior Democrat (95%) and Republican voters (95%) who *oppose* cuts to Medicare.

Opposition to Medicare Cuts

As you may know, Congress is currently considering legislation that includes cuts to Medicare. Based on what you know, do you support or oppose making cuts to Medicare?



Seniors are Concerned About Medicare Cuts

Nearly all senior voters on Medicare (94%) are *concerned* about cuts to Medicare, including nearly three quarters (71%) who say they are *very concerned*. Nearly all senior voters on Medicare (99%) say it is *important* their Medicare plan continues offering the benefits they currently receive, including 91% who say it is *very important*. In the context of COVID-19 and the continued threat posed by new variants of the disease, 99% of senior registered voters on Medicare say it is *important* their Medicare plan maintain the same benefits offered. Voters on Medicare Advantage feel just as strongly it is *important* (99%) their plan retains the same benefits in light of COVID-19.

Overwhelming Satisfaction with Current Medicare Coverage

Nine in 10 (89%) voters on Medicare Advantage say they are *satisfied* with their coverage including 50% who are *very satisfied*.