

MEDICARE ADVANTAGE

CONSUMER PERCEPTIONS AND SATISFACTION METRICS

*N = 1000 Voters 65+ with Medicare Advantage; n=300 Oversample within key 2024 Senate battleground states: AZ PA, WI, NV, MT, WV, MI, and OH
Fielded online 2-17-2023 to 2-20-2023 | M.o.E. +/-3.1%*



Those with Medicare Advantage are **SATISFIED** with and **RELY** on the essential program.

Senior voters want the government to **PROTECT** Medicare Advantage Funding.

It is a very **IMPORTANT ISSUE** for senior voters.

EXECUTIVE SUMMARY:

→ Voters with Medicare Advantage are nearly unanimously satisfied with the program's affordability (93%), convenience (96%), value (95%), and choices provided to them (95%).

→ Voters with Medicare Advantage believe that the government (95%) and President Biden (83%) should fully fund Medicare Advantage to cover increasing health care costs. With Medicare Trustees' estimates of costs per enrollee projected to grow 5%, [2022 Medicare Trustees Report \(cms.gov\)](https://www.cms.gov/medicare/medicare-eligibility/eligibility-and-coverage/2022-Medicare-Trustees-Report), over 8-in-10 view potential cuts to Medicare Advantage as unacceptable.

→ The consequences of cutting funding to Medicare Advantage are dire: Many voters with Medicare Advantage (72%) believe that their health care costs would increase. 70% of these voters also believe increased premiums would negatively impact their ability to afford other necessities.

→ Cuts to Medicare Advantage would be politically disastrous.

- 85% of voters (*including 95% of Republicans, 84% of Independents, 72% of Democrats, and 87% of those in key 2024 Senate battleground states*), believe that President Biden would be breaking his promise to protect Medicare if cuts are made to Medicare Advantage.
- Three quarters (*including 55% of Democrats*) would have a less favorable view of Biden's presidency.
- Two-thirds (*including 65% of those in battleground states*) would be more likely to vote for a candidate that opposed the cuts.
- Fully 83% would be more likely to vote for a candidate who supported fully funding Medicare Advantage, including 86% in key battleground states.

SATISFACTION & PERCEPTIONS



MEDICARE ADVANTAGE: NEAR-UNANIMOUS SATISFACTION.

Across bipartisan lines, nearly all who have Medicare Advantage are satisfied with their plans.

How satisfied are you with your Medicare Advantage plan in general?



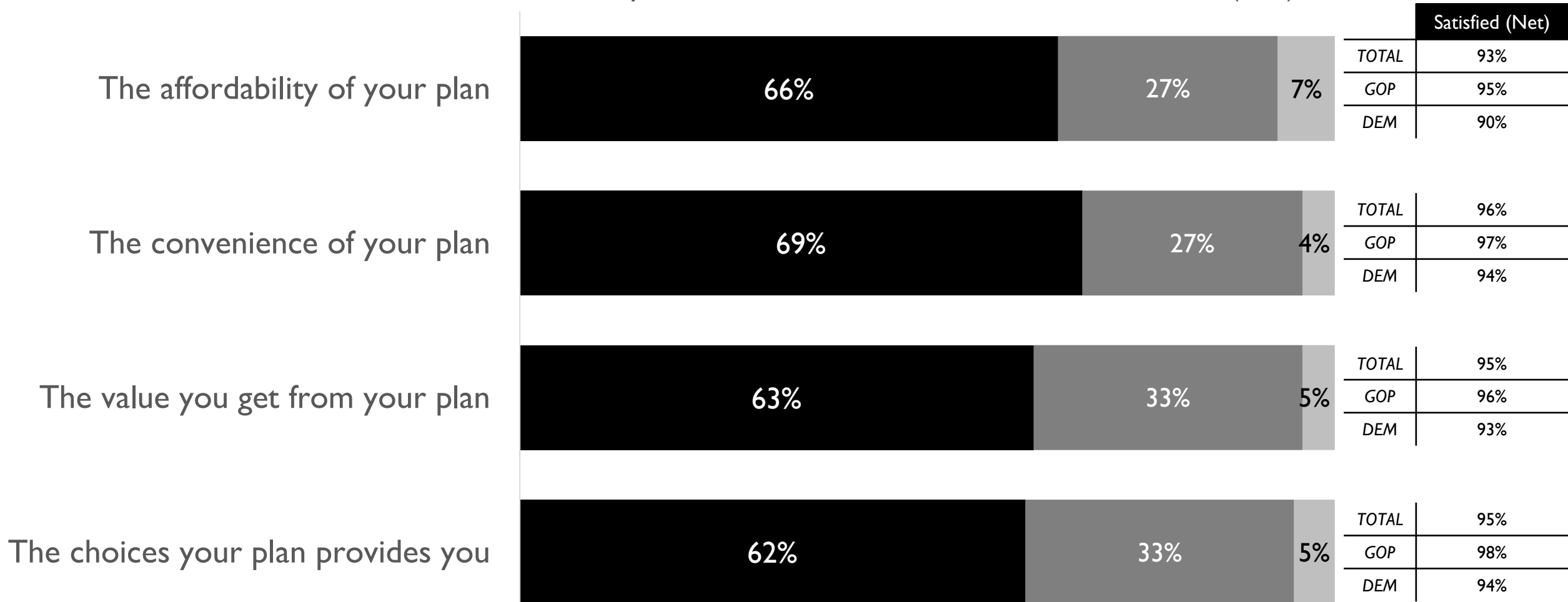
	Total	GOP	IND	DEM
Satisfied (Net)	94%	92%	97%	93%

MEDICARE ADVANTAGE: NEAR-UNANIMOUS SATISFACTION.

Across bipartisan lines, nearly all who have Medicare Advantage are satisfied with their plans.

How satisfied or unsatisfied are you with the following aspects of your Medicare Advantage plan?

■ Very satisfied ■ Somewhat satisfied ■ Dissatisfied (Net)



FUNDING MEDICARE ADVANTAGE

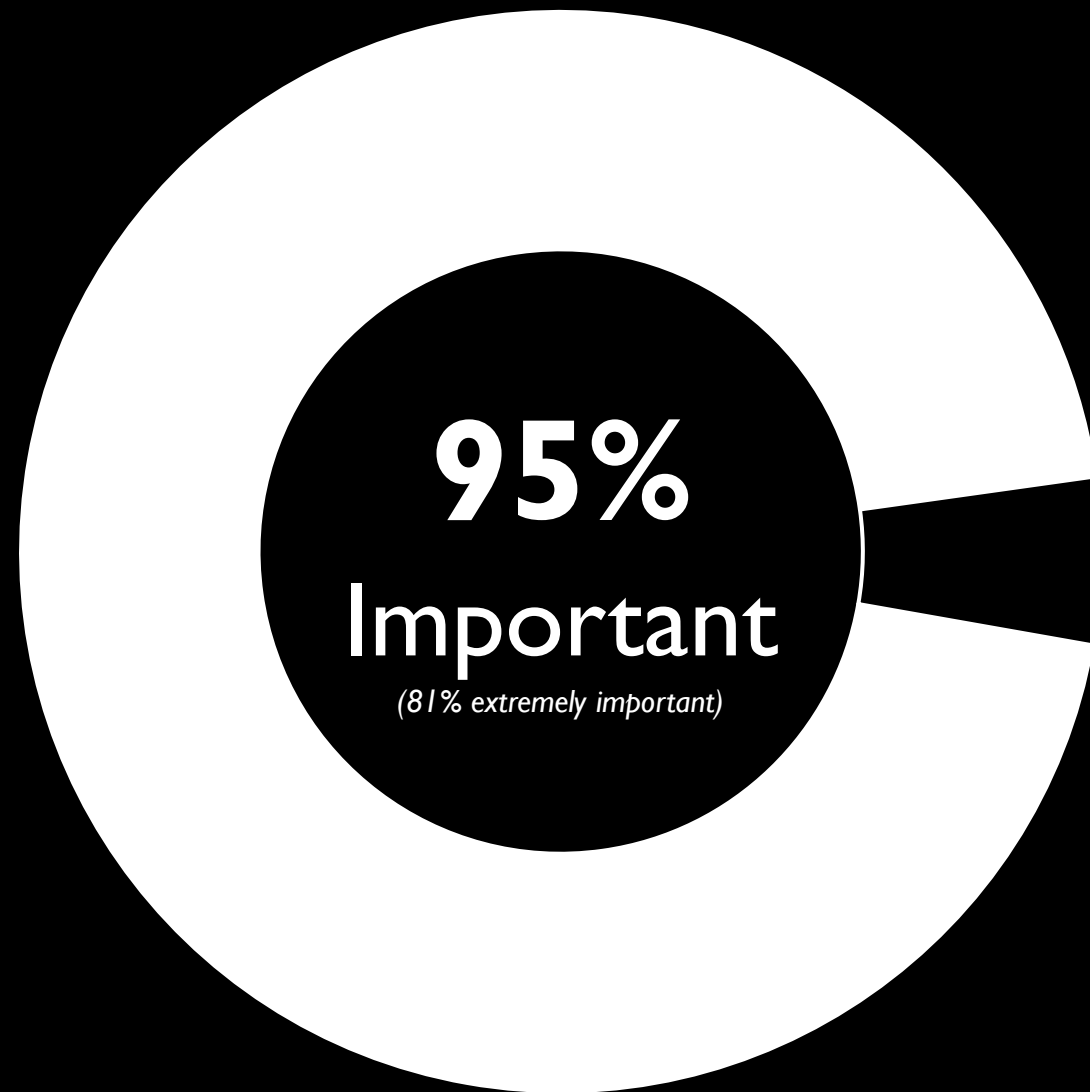


VOTERS ARE CLEAR: FULLY FUND MEDICARE ADVANTAGE.

80% of Republicans and 85% of Democrats with Medicare Advantage agree – fully funding the program is *EXTREMELY* important.

How important or unimportant is the federal government protecting funding for Medicare Advantage, ensuring full benefits for America's seniors and people with disabilities?

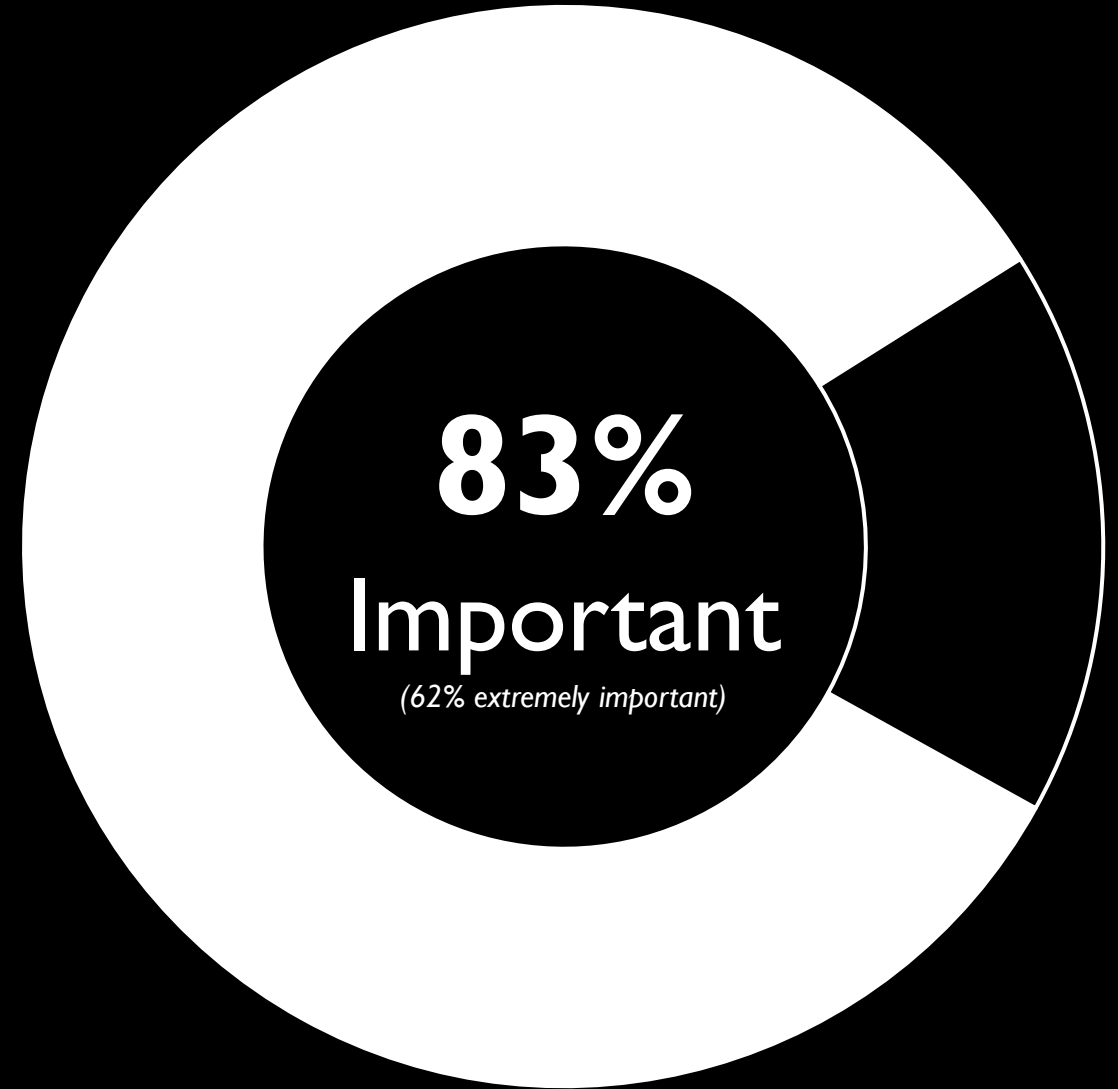
	Total	Battle Ground States	GOP	IND	DEM
Extremely Important	81%	86%	80%	78%	85%



PRESIDENT BIDEN, MEDICARE ADVANTAGE DESERVES FULL FUNDING.

54% of Republicans and 72% of Democrats with Medicare Advantage agree – fully funding the program is **EXTREMELY** important.

How important or unimportant is the **Biden Administration** protecting funding for Medicare Advantage, ensuring full benefits for America’s seniors and people with disabilities?

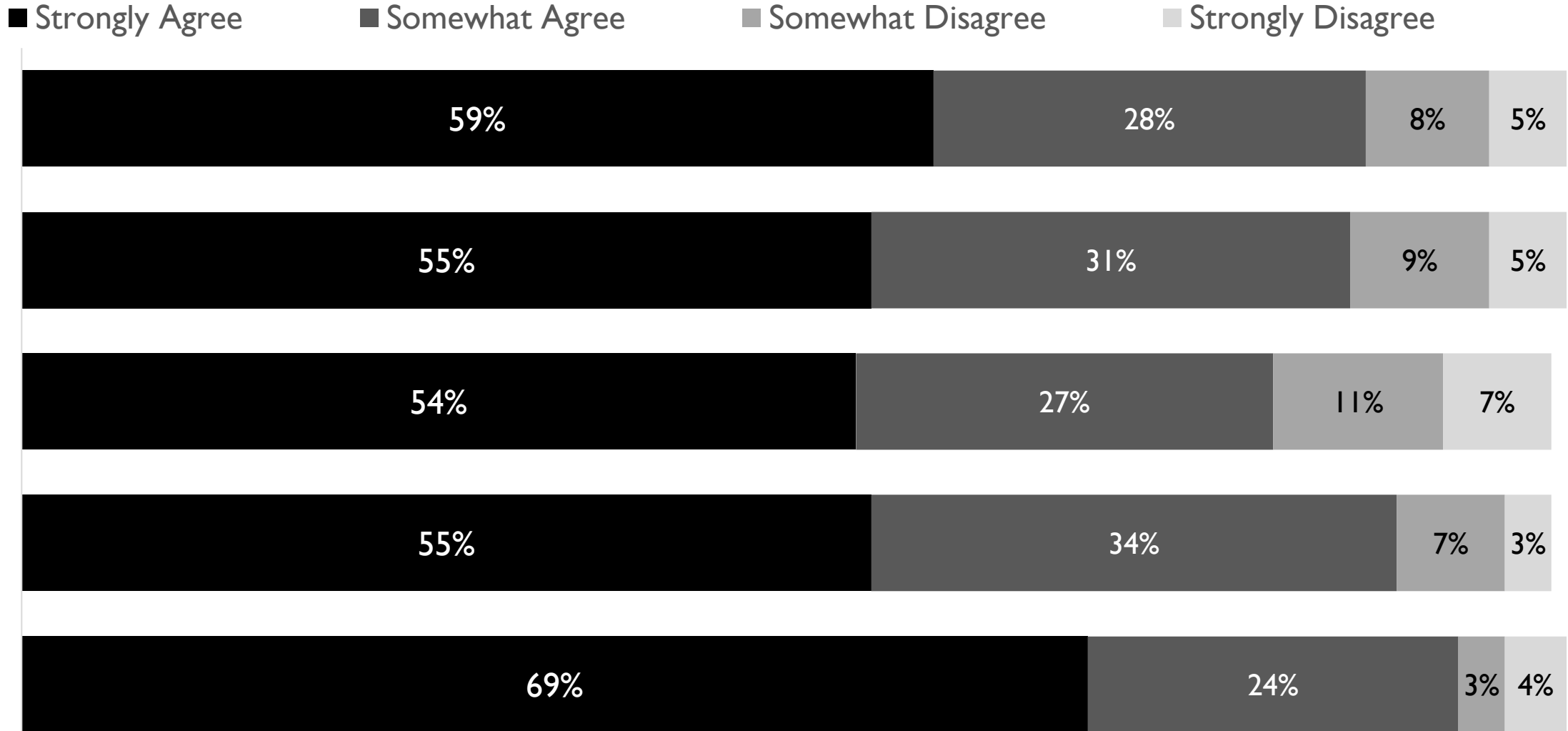


	Total	Battle Ground States	GOP	IND	DEM
Extremely Important	62%	62%	54%	66%	72%

INCREASING HEALTH CARE COSTS NECESSITATE FULL FUNDING.

8-in-10 Republicans and 93% of Democrats agree that fully funding Medicare Advantage is important due to rising health care costs.

Agree or Disagree: “The federal government should fully fund Medicare Advantage to cover increasing health care costs.”



REACTIONS TO PROPOSED CUTS



A MAJORITY BELIEVE THE CUTS ARE “TOTALLY” UNACCEPTABLE.

58% view the cuts as totally unacceptable. 70% of Republicans, 56% of Independents, and 41% of Democrats agree.

Are the Biden Administration’s proposed cuts to Medicare Advantage acceptable or unacceptable to you?



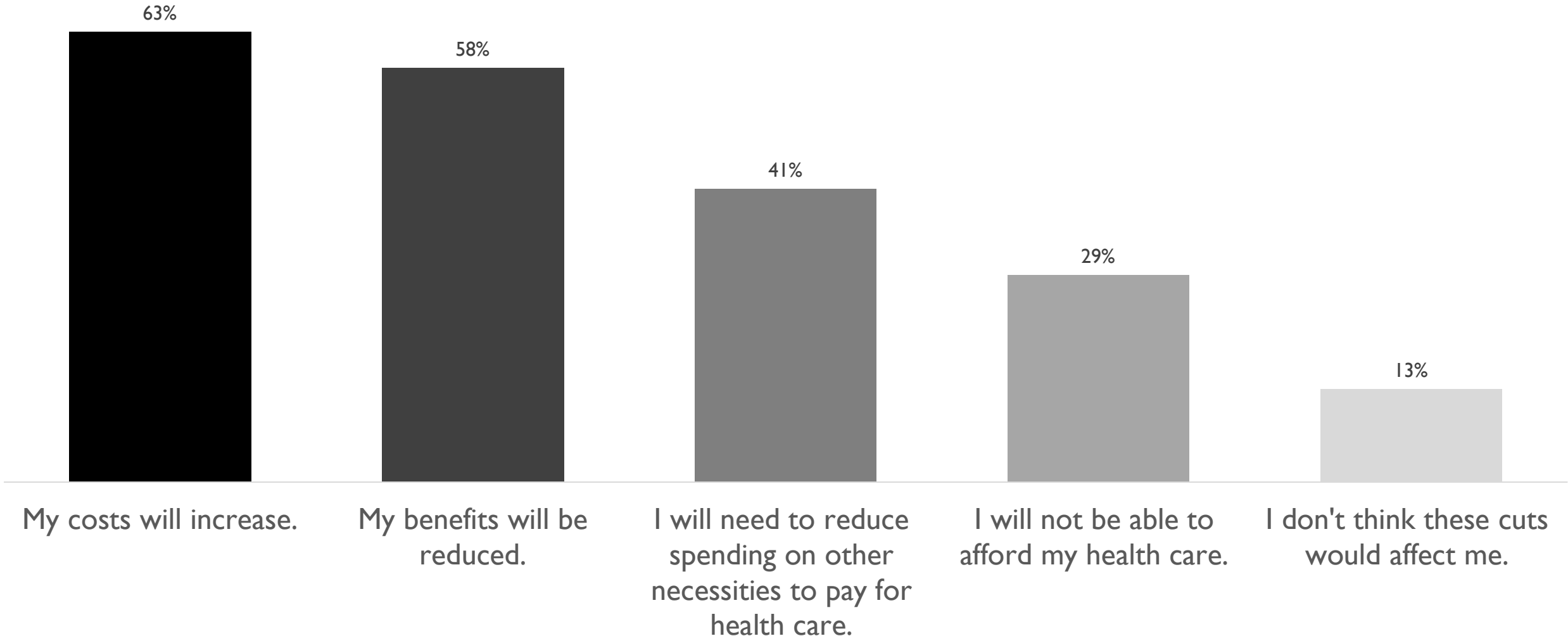
	Total	Battle Ground States	GOP	IND	DEM
Totally Unacceptable	58%	58%	70%	56%	41%
Unacceptable (Net)	83%	82%	88%	83%	77%

87% OF THOSE WITH M.A. BELIEVE THEY'LL BE NEGATIVELY IMPACTED.

The Biden Administration has proposed billions of dollars in cuts to Medicare Advantage.

How do you think these cuts might affect you, personally?

(Multiple select question)

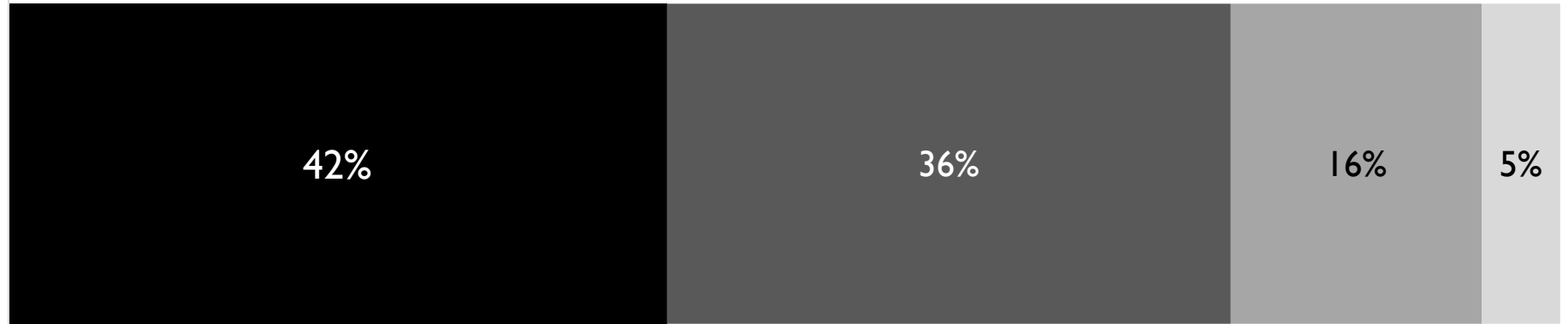


INCREASED COSTS AND REDUCED BENEFITS ARE A SERIOUS PROBLEM.

Benefit reduction is a “serious” problem for HALF of those on a Medicare Advantage plan.

■ Serious Problem ■ Moderate Problem ■ Minor Problem ■ No Problem

If your Medicare Advantage premiums increased, how would it impact you?



If your Medicare Advantage benefits were reduced, how would it impact you?




INCREASED PREMIUMS = LESS HEALTH CARE & FEWER NECESSITIES.

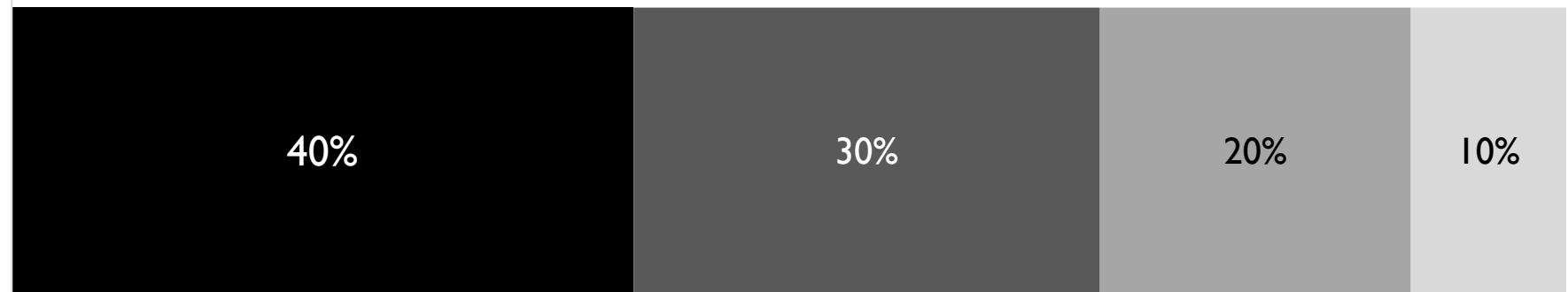
If Medicare Advantage premiums increased, how would it impact your ability to...

■ Big Impact ■ Medium Impact ■ Small Impact ■ No Impact

...afford health care



...afford other necessities



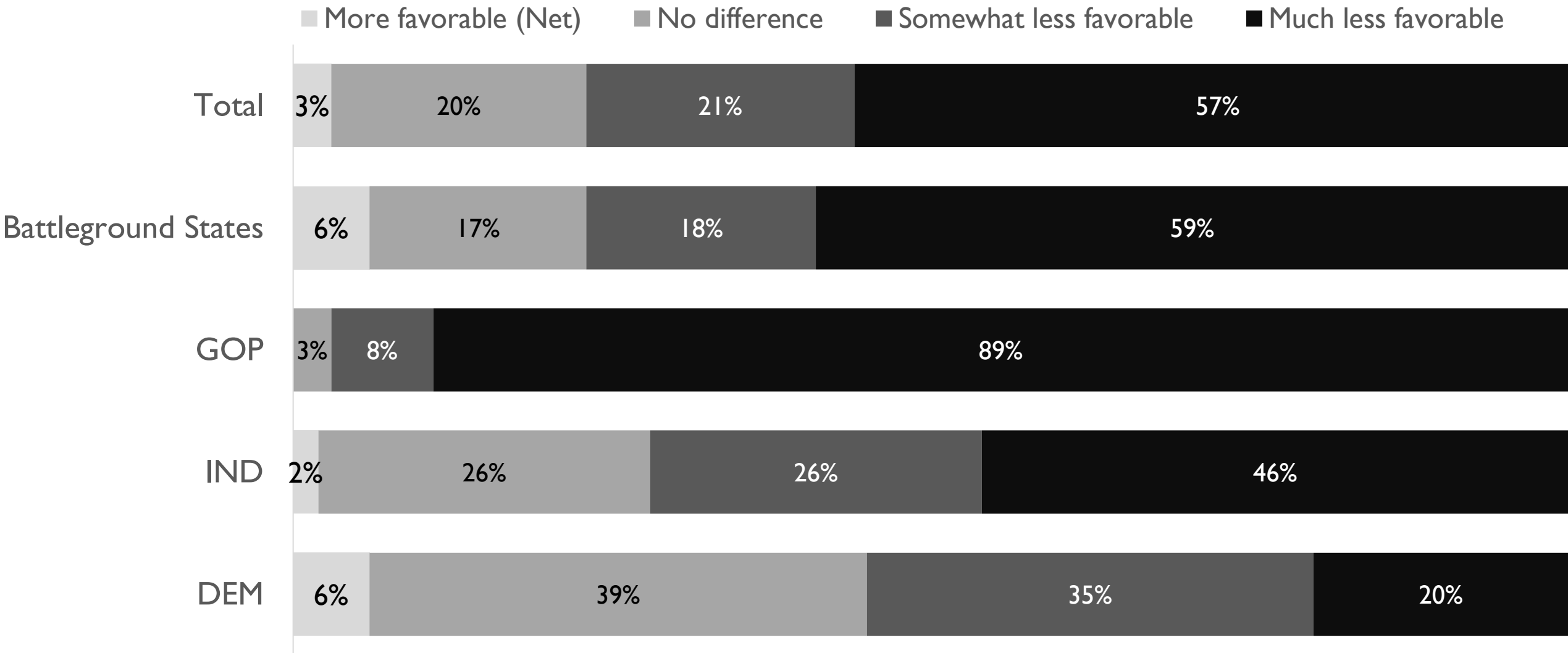
REPUTATIONAL IMPACTS



MAJORITY OF DEMOCRATS ARE LESS FAVORABLE TOWARDS BIDEN.

Along with 73% of Independents and 76% of those Medicare Advantage plan holders in battleground states.

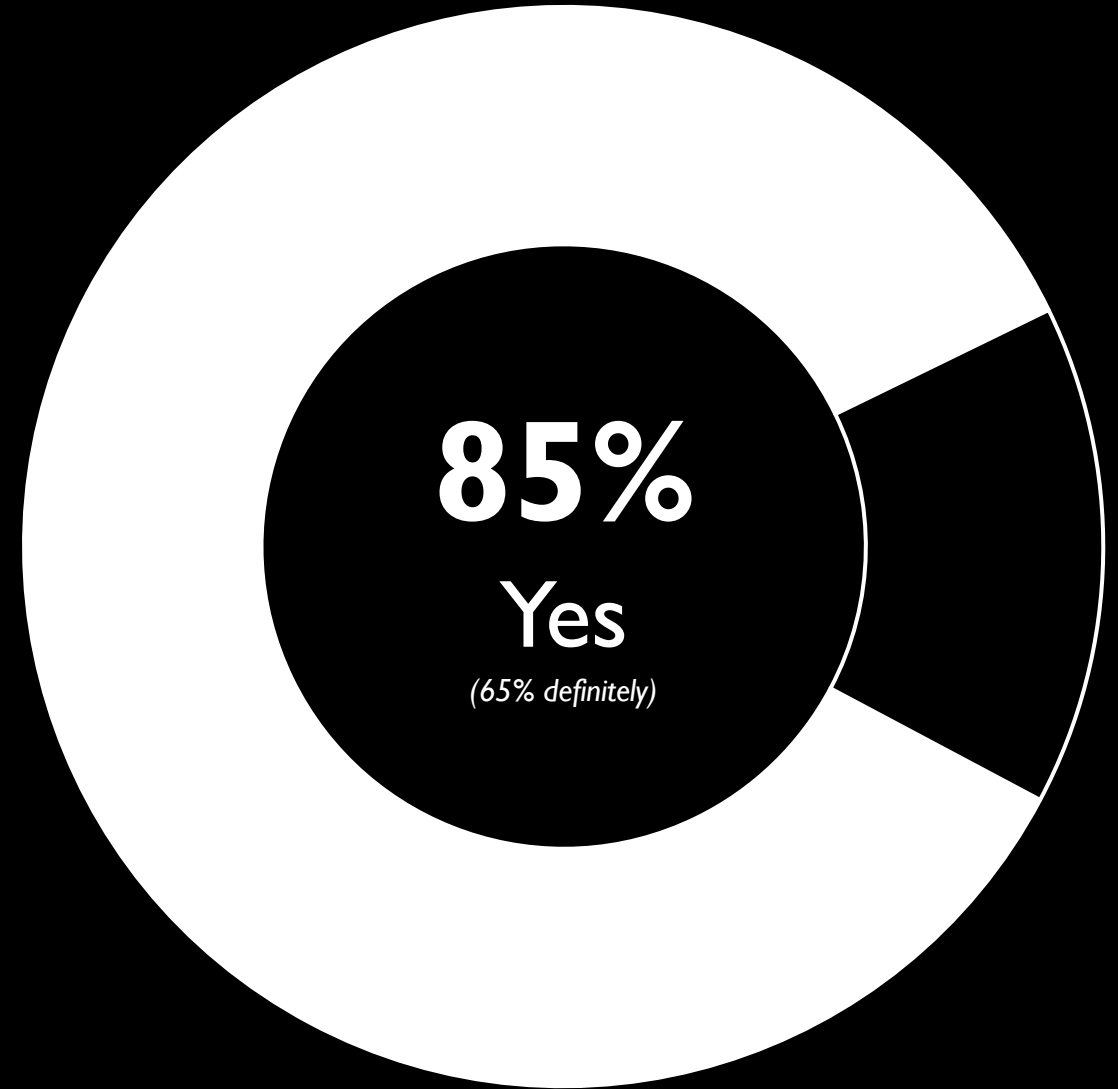
Do President Biden's proposed cuts to Medicare Advantage make you more favorable or less favorable to his presidency?



CUTTING M.A. BREAKS BIDEN'S PROMISE ON MEDICARE.

72% of Democrats agree – with 43% (a plurality) DEFINITELY agreeing.

President Biden promised to protect Medicare. Do you believe the president would be breaking his promise to protect Medicare if he cuts Medicare Advantage?

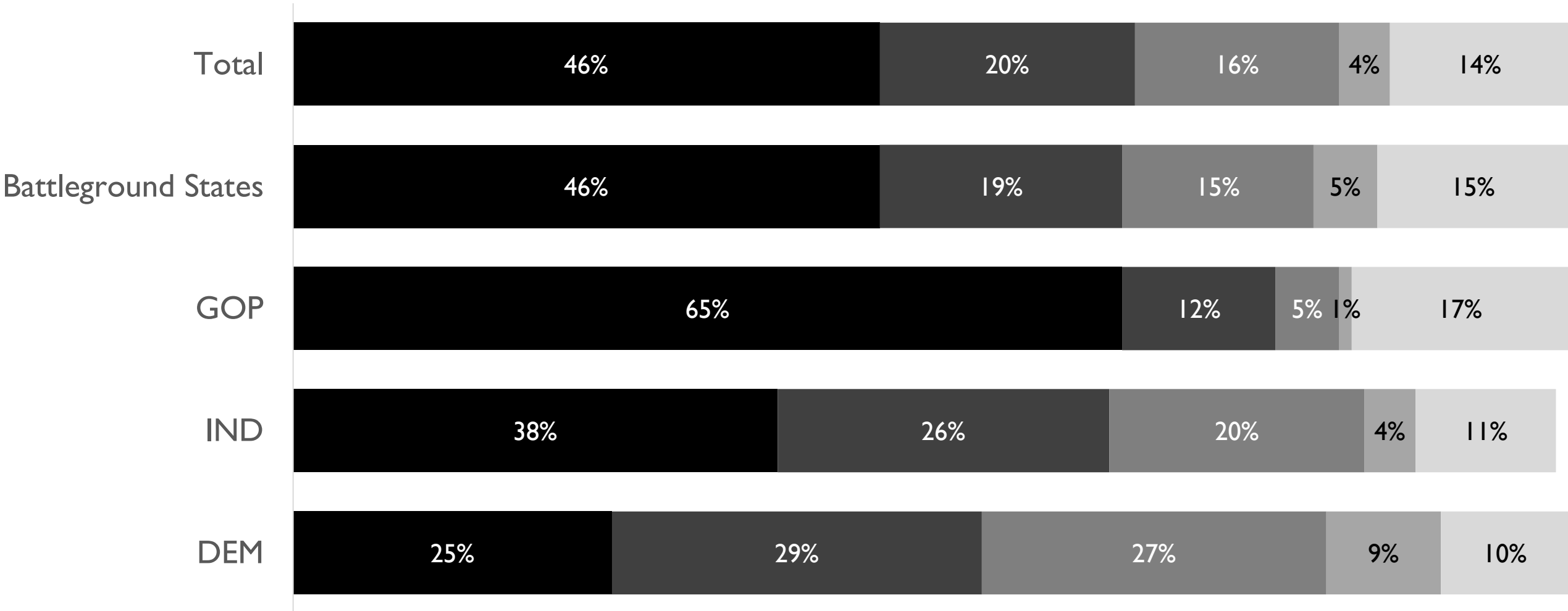


	Total	Battle Ground States	GOP	IND	DEM
Yes (Net)	85%	87%	95%	84%	72%

OPPOSING M.A. CUTS IS A SAFE AND RESPONSIBLE POSITION.

Would you be more or less likely to vote for a candidate who opposed the Administration's proposed cuts to Medicare Advantage?

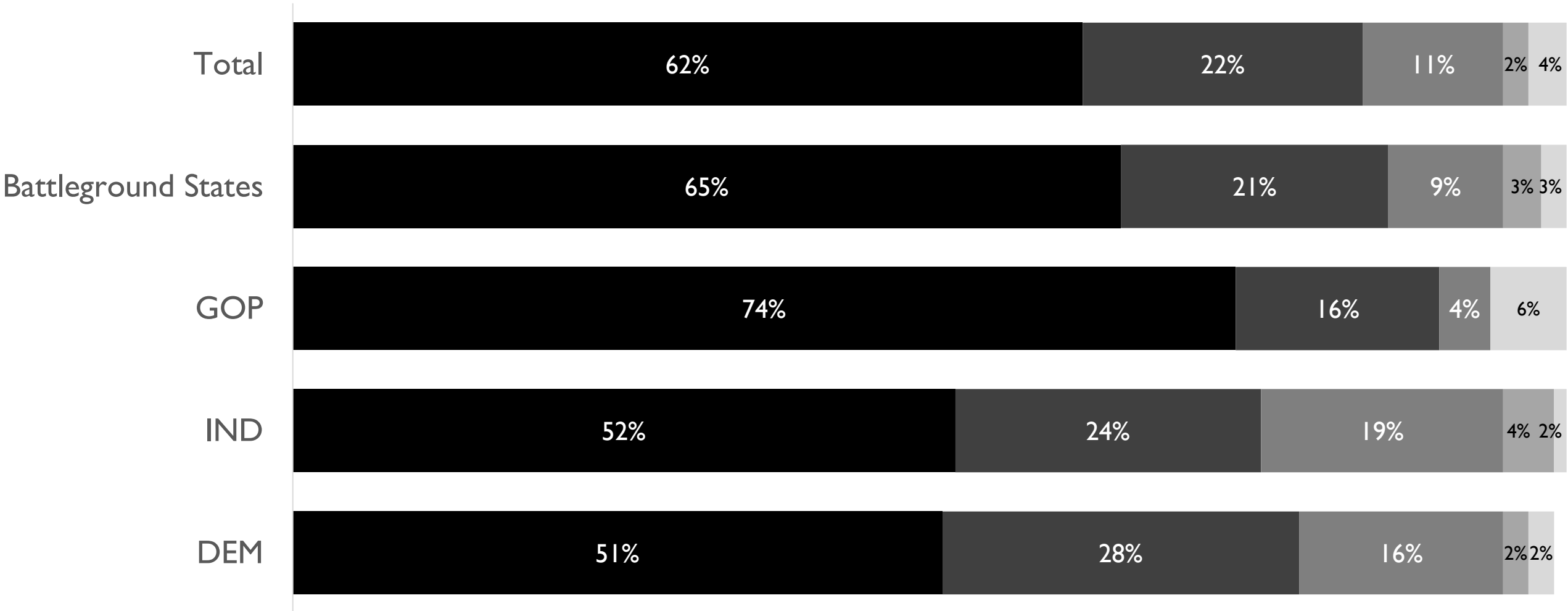
■ Much more likely ■ A little more likely ■ No difference ■ A little less likely ■ Much less likely



FULLY FUND MEDICARE ADVANTAGE.

Would you be more or less likely to vote for a candidate or elected official who **supported fully funding** Medicare Advantage?

■ Much more likely ■ A little more likely ■ No difference ■ A little less likely ■ Much less likely

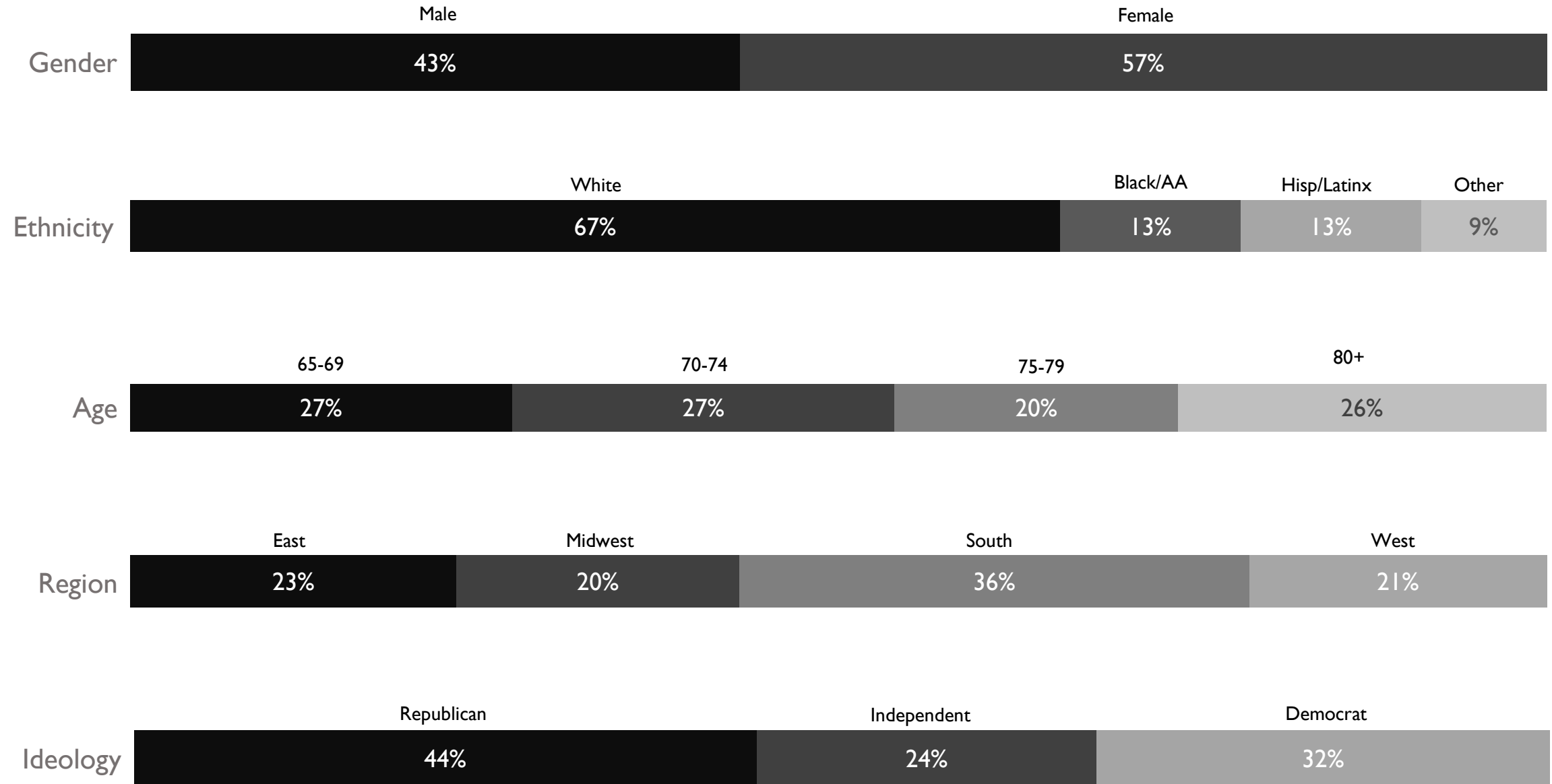


METHODOLOGY



QUANTITATIVE; NATIONAL SAMPLE BREAKDOWN:

N = 1000 Voters 65+ with Medicare Advantage; n=300 Oversample AZ PA, WI, NV, MT, WV, MI, OH | Fielded online 2-17-2023 to 2-20-2023 | M.o.E +/- 3.1%



THANK YOU

